



Align to AIUM  
Practice Parameters  
& CAAHEP Standards  
for General &  
Adult Cardiac

# 10 Ways SonoSim Can Enhance Your DMS Training Program



*\*Limbs & Things Pelvic Trainer sold separately*

As a global leader in ultrasound education and training, SonoSim has developed the easiest way to learn ultrasonography through the SonoSim Ultrasound Training Solution. Our products help DMS programs deliver unparalleled access to sonographic instruction with real-patient pathology.

SonoSim's ecosystem of ultrasound training products can help you meet your students' needs in 10 ways:

1. Deliver standardized education across 65+ topics spanning multiple ARDMS specialty examinations\*
2. Acquire 24/7 access to cloud-based didactic courses, hands-on scanning, and knowledge assessments
3. Provide comprehensive fundamentals of ultrasound training using the patented SonoSim SkillBox technology
4. Enable access to patients with pathologic conditions on-demand via the SonoSimulator®
5. Access unlimited image acquisition and interpretation practice using the SonoSimulator®
6. Scan obstetric cases during the first, second, and third trimesters of pregnancy
7. Scan transabdominal & transvaginal gynecologic cases demonstrating a variety of pathologic conditions
8. Practice scanning DMS protocols with real-patient cases & DMS protocol assignments
9. Receive automated knowledge assessment and image acquisition guidance
10. Allow administrators to track, monitor, and assess student performance metrics via SonoSim Performance Tracker

\*SonoSim Modules fulfill the requirements of the ARDMS Accepted Continuing Education Evaluation Model System (AACCEMS) Checklist and are recognized by ARDMS towards CME credit.

# The SonoSim Ultrasound Training Solution

## Addressing the Needs of Diverse Specialty Examinations

DMS programs are faced with the challenge of providing a diverse group of learners high-quality ultrasound education and scanning opportunities. The SonoSim Ultrasound Training Solution didactic courses, knowledge assessments, and SonoSimulator hands-on scanning cases. Deliver ultrasound training to help prepare students for certification examinations, including:



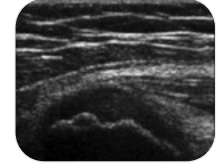
### Abdomen (AB) Examination

1. Fundamentals of Ultrasound
2. Adrenal Glands
3. Aorta/IVC
4. Biliary Tree
5. Bladder
6. GI Tract
7. Liver
8. Pancreas
9. Prostate
10. Renal
11. Scrotum
12. Soft Tissue
13. Spleen
14. Thyroid
15. Aorta/IVC: Core Clinical
16. Bladder: Core Clinical
17. Intestinal/Biliary
18. Renal: Core Clinical
19. Soft Tissue: Core Clinical



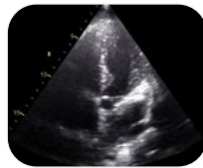
### Obstetrics & Gynecology (OB/GYN) Examination

1. Fundamentals of Ultrasound
2. Female Pelvis
3. OB/GYN
4. First-Trimester Pregnancy
5. Second- and Third-Trimester Pregnancy: Part I
6. Second- and Third-Trimester Pregnancy: Part II
7. GYN Normal Uterus
8. GYN Abnormal Uterus: Part I
9. GYN Abnormal Uterus: Part II
10. GYN Normal Adnexa
11. GYN Nonmalignant Adnexal Conditions
12. GYN Malignant Adnexal Conditions



### Musculoskeletal Sonographer (MSKS) Examination

1. Fundamentals of Ultrasound
2. Introduction to MSK
3. Ankle
4. Elbow
5. Foot
6. Hand & Finger
7. Hip
8. Knee
9. Shoulder
10. Soft Tissue
11. Spine
12. Wrist
13. Musculoskeletal
14. Soft Tissue: Core Clinical
15. Glenohumeral Joint Injection & Aspiration: Procedures  
*(In Development)*
16. Subacromial-Subdeltoid Bursa Injection & Aspiration: Procedures  
*(In Development)*



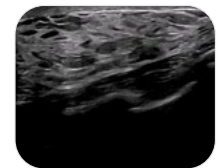
### Adult Echocardiography (AE) Examination

1. Fundamentals of Ultrasound
2. Aorta/IVC
3. Heart
4. Aorta/IVC: Core Clinical
5. Cardiology
6. Introduction to Echocardiography I *(see FoCUS I)*  
- Introduction to Doppler and CO, SV, and pRVSP
7. Introduction to Echocardiography II *(see FoCUS II)*  
- Valvular Disorders



### Pediatric Sonography (PS) Examination

1. Fundamentals of Ultrasound
2. Neonatal & Infant Neurosonography
3. 60 Pediatric Cases Across Multiple Ultrasound Applications



### Breast (BR) Examination

1. Fundamentals of Ultrasound
2. Breast

# A Full Ecosystem of Products

## The Easiest Way to Teach & Learn Ultrasonography

SonoSim has an ecosystem of products and services that provide DMS programs with a comprehensive solution for ultrasound education and training.



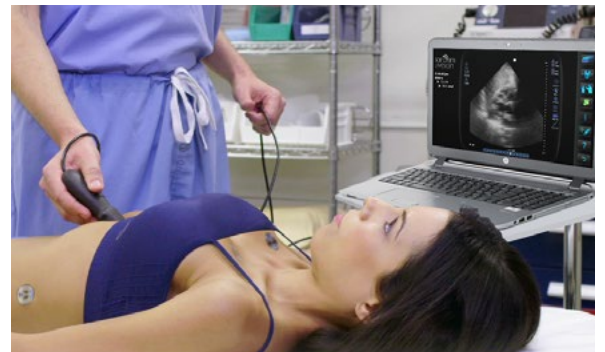
### The SonoSim Ultrasound Training Solution

- Provide cloud-based education featuring 65+ courses with knowledge assessments
- Learn image acquisition and interpretation with virtual tutor assistance
- Scan hundreds of real-patient pathologies in the patented SonoSimulator



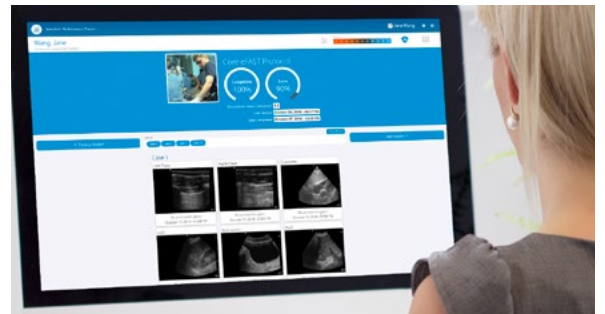
### SonoSim LiveScan & SonoSim CaseBuilder

- Simulate ultrasound findings in manikins and live volunteers
- Enhance bedside training through live scanning of pathologies
- Teach how to integrate ultrasound findings into clinical decision making
- Create over one million unique training and assessment cases



### SonoSim Performance Tracker

- Track performance metrics and provide feedback on saved ultrasound images
- Access Course Outlines and Module Assignments for standardized ultrasound training
- Create e-portfolios of learners' ultrasound scans from the SonoSimulator



## Research Shows that SonoSim is...



**Equally effective** as live instruction in ultrasound image acquisition training<sup>1</sup>



**More effective** than live instruction in ultrasound interpretation training<sup>2</sup>



Able to **uniformly train & assess** any number of learners<sup>3</sup>

## From a SonoSim Ambassador

"We created Cardinal Tech with the future employer in mind. All graduates initially need oversight and will learn so much from their colleagues, but our goal is to send out graduates that are ready to learn and have mastered the basics. We help accomplish this by acclimating them to labs early on, and one of the major benefits to our students has been the implementation of the SonoSim system. Not only is it exceptionally educational, it makes learning the ultrasound basics, anatomy and scan techniques fun! This has helped us integrate our students into lab much more quickly, and the more time they have scanning, the better they become. Having the SonoSim as part of our program has definitely set us apart!"

*Jennifer White, Owner and Founder  
Cardinal Tech - Institute of Allied Health  
Crown Point, Indiana*

## Improving Patient Outcomes Through Collaboration



**55,000+**  
Total  
Users



**1250+**  
Medical  
Institutions



**36**  
Worldwide  
Distributors

1. Paddock MT, Bailitz J, Horowitz R, et al. Disaster response team FAST skills training with a portable ultrasound simulator compared to traditional training: pilot study. *West J Emerg Med.* 2015 Mar;16(2):325-330. 2. Chung GKWK, Gyllenhammer RG, Baker EL, et al. Effects of simulation-based practice on focused assessment with sonography for trauma (FAST) window identification, acquisition, and diagnosis. *Mil Med.* 2013 Oct;178(10 Suppl):87-97. 3. Lewis RE, Hayden GE, Murray A, et al. SonoGames: an innovative approach to emergency medicine resident ultrasound education. *J Ultrasound Med.* 2014 Oct;33(10):1843-1849.

**Download the SonoSim App today!**

Get instant access with your SonoSim Member Login



The Easiest Way to Learn Ultrasonography®